




# HOW TO TREAT CONCRETE®



## PRODUCT CATALOG



# High Performance coatings...

- are formulated for exceptional durability
- withstand harsh conditions
- resist chemicals
- offer complete solutions for a variety of applications – horizontal and vertical
- deliver lasting value and return on investment

*...designed to exceed your expectations*

## Index

A SYSTEM FOR EVERY SURFACE .....	3	Surface-Shell™ HP .....	14
Poly-Shell™ 7000 .....	4	Vapor-Shell™ .....	15
Epoxy-Shell™ 1000 .....	6	Fast Cure™ .....	16
Epoxy-Shell™ WB 250/50 .....	8	Clear Non-Slip Additive .....	16
Metallics .....	10	SELECT YOUR SYSTEM .....	17-18
Dura-Shell™ WB .....	11	PREPARATION AND MAINTENANCE .....	19
Clear-Shell™ .....	12	FINISH AND COLOR SELECTION .....	20-22
Paver-Shell™ .....	12	PRODUCT INFORMATION .....	23-24
Color-Shell™ .....	13		

Seal-Krete Epoxy-Shell with Ocean Blue Metallic pigment and Poly-Shell Clear topcoat.  
Floor by Red Eye Concrete





# A System for Every Surface

SEAL-KRETE High Performance coatings meet the demanding needs of architects, painting contractors, facility managers and consumers. Our innovative coatings have passed the test in harsh manufacturing environments, food processing facilities, hospitals, garages and anywhere concrete needs a durable, long-lasting coating.

## ***Industrial Applications***

*Manufacturing Plants • Warehouses • Shop Floors • Aircraft Hangars  
Parking Garages • Distribution Facilities*

Our industrial coatings are designed with impact and abrasion resistance in mind. With additional qualities such as outstanding chemical resistance and long-lasting durability, SEAL-KRETE High Performance coatings are ideal for areas that demand protection from daily use of heavy equipment, trucks and forklifts.

## ***Commercial Applications***

*Showrooms • Retail Stores • Hotel Lobbies • Salons • Grocery Stores  
Schools • Hospitals • Restaurants*

Your floor is not only a surface to walk on, but a reflection of your business. A well-done commercial floor can enhance your customer experience. A key factor in deciding on the right solution is not only the durability of the floor, but the maintenance costs as well. SEAL-KRETE High Performance coating systems are monolithic, making them easier to clean because dirt and contaminants remain on the surface. They are stronger and more resistant to chemicals than any other types of flooring.

## ***Residential Applications***

*Garage Floors • Recreational Rooms • Basements • Driveways  
Patios • Slab Floors*

SEAL-KRETE floor finishes offer long-lasting durability and resistance from abrasion and impact. The advantage of high performance coatings is that they go down fast for quicker return to service. You can install a show-room quality finish in just one day.

# Poly-Shell™ 7000

## Polyaspartic Floor Coating



### POLY-SHELL 7000

- 70% Solids
- Mixed VOC < 50 g/L (per EPA Method 24)
- 1:1 Mix Ratio
- Low Odor

### FEATURES AND BENEFITS

- Excellent flow and leveling
- Fastest cure — return to service in hours
- Apply from -20°F to 130°F
- Heat resistant to 350°F
- Superior chemical resistance
- Indoor / Outdoor applications
- Superior resistance to abrasion and impact
- Will not yellow
- Available in gloss or semi-gloss finish
- 24 hour return-to-service

### APPLICATIONS

- Restaurants, commercial kitchens
- Hospitals and care facilities
- Manufacturing plants, warehouses
- Showrooms
- Airplane hangars
- Stadiums, universities
- Residential garage floors, driveways, patios
- Kennels
- Commercial restrooms
- Shop floors

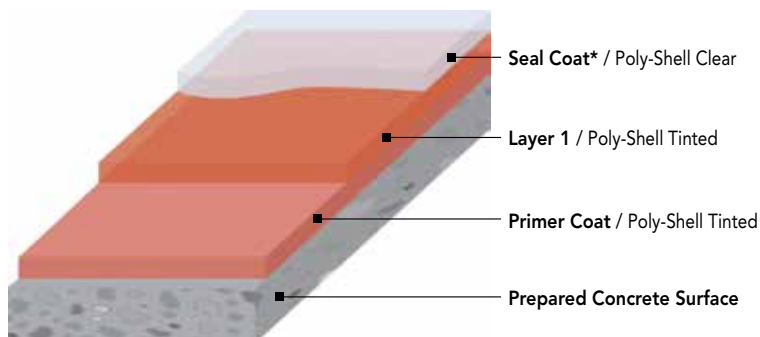
### COVERAGE

150-400 sq. ft. per Gallon

## Poly-Shell Color System

Solid color, high gloss or satin coating for both interior/ exterior commercial and industrial use. Consists of two coats of Poly-Shell Tinted with a Poly-Shell Clear top-coat. Tinted Poly-Shell is the most economical solution for a chemical and abrasion resistant flooring system and provides unmatched performance when rapid return-to-service is required.

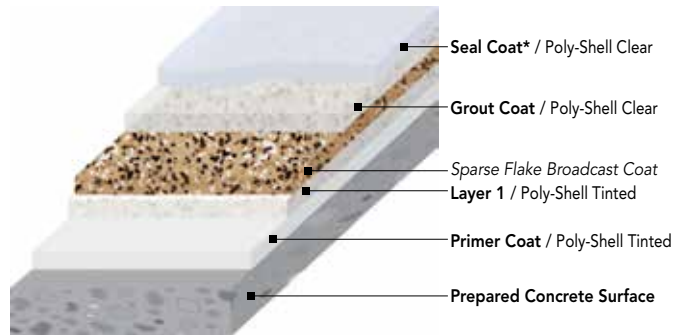
This premium color system is available in standard and custom colors.



## Poly-Shell Sparse Flake System

Designed for interior/exterior light industrial or residential use. A durable, high gloss finish that consists of sparsely broadcast vinyl flakes suspended in a layer of Poly-Shell Clear and top-coated with Poly-Shell Clear. This system is both durable *and* chemical resistant.


Available in standard and custom flake color combinations.



## Poly-Shell Double Flake System

A double-broadcast, multiple coat flake system in which full coverage vinyl flakes are suspended in two layers of Poly-Shell Clear and top-coated with Poly-Shell Clear for added durability and chemical resistance. Excellent hiding makes this the perfect system for irregular or imperfect interior/exterior concrete floors.

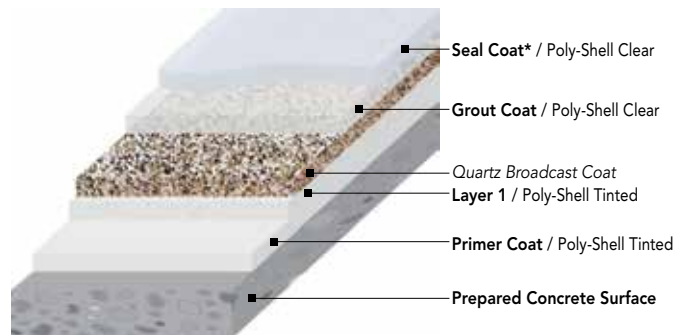
Available in standard and custom flake color combinations.



## Poly-Shell Single Broadcast Quartz System

Ideal for both interior/exterior light industrial and residential applications. A single coat of colored quartz aggregate is broadcast into Poly-Shell Tinted and sealed with Poly-Shell Clear, providing a long-lasting, maintenance-free floor. This economical quartz floor has a faster return-to-service.

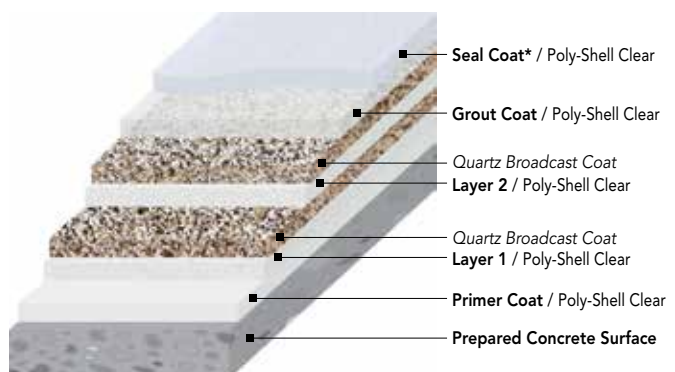
This single-broadcast quartz system is available in standard and custom quartz color combinations.



## Poly-Shell Double Broadcast Quartz System

A seamless, double-broadcast polyaspartic quartz system for interior/exterior use designed for maximum durability and ultimate protection. Multiple layers of colored quartz are broadcast into Poly-Shell Clear and top-coated with Poly-Shell Clear for added protection and chemical resistance.

This ultra-durable system is available in standard and custom quartz color combinations.



\*Optional

# Epoxy-Shell™ 1000

## 100% Solids Epoxy



### FEATURES AND BENEFITS

- Self-leveling
- Outstanding adhesion to a variety of substrates, including concrete, quarry tile and plywood floors
- Chemical resistant
- Apply from 50°F to 90°F
- Premium wet edge promotes flow & leveling
- Outstanding value
- Interior applications only
- Easy to mix 2:1 ratio
- Mixed VOC < 50 g/L (per EPA Method 24)
- 100% Solids – No shrinkage

### APPLICATIONS

- Laboratories
- School hallways
- Animal care facilities
- Manufacturing plants, warehouses
- Pharmaceutical facilities
- Research facilities
- Hospitals
- Cafeterias, restaurants, kitchens
- Restrooms, shower and locker rooms
- Detention facilities
- Retail stores
- Showrooms

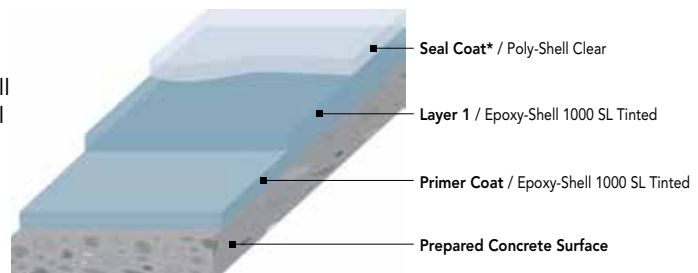
### COVERAGE

100-400 sq. ft. per Gallon

## Epoxy-Shell 1000 Color System

Solid color, high gloss coating for both commercial and industrial use. Consists of 2 coats of Epoxy-Shell Tinted with a Poly-Shell Clear top-coat. Tinted Epoxy-Shell is the most economical solution to a self-leveling chemical and abrasive resistant flooring system.

This premium color system is available in 9 colors and is for interior use only.






## Epoxy-Shell 1000 Sparse Flake System

Designed for light industrial or residential use. A durable, high gloss finish that consists of sparsely broadcast vinyl flakes suspended in a layer of Epoxy-Shell and top-coated with Poly-Shell Clear. This system is economical, durable and chemical resistant.


The Epoxy-Shell Sparse Flake System is available in standard and custom vinyl flake color combinations.



## Epoxy-Shell 1000 Double Flake System

A double-broadcast, multiple coat flake system in which full coverage vinyl flakes are suspended in multiple layers of Epoxy-Shell and top-coated with Poly-Shell Clear for added durability and chemical resistance. Excellent hiding makes this the perfect system for irregular or imperfect interior concrete floors.

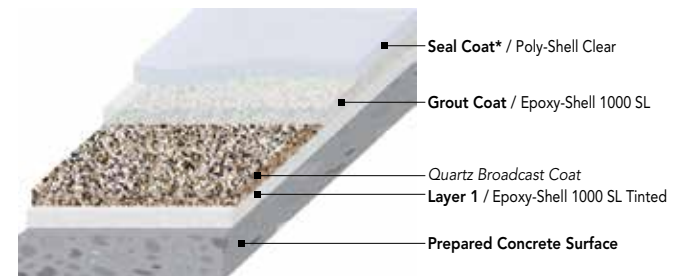
This ultra-durable system is available in standard and custom vinyl flake combinations.



## Epoxy-Shell 1000 Single Broadcast Quartz System

Ideal for both commercial and residential applications. A single coat of colored quartz aggregate is broadcast into Epoxy-Shell, sealed with Epoxy-Shell and top-coated with Poly-Shell Clear, providing a long-lasting, maintenance-free floor.

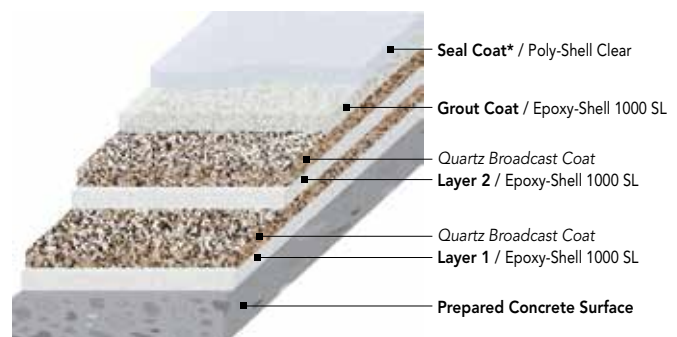
This durable system is available in standard and custom quartz color combinations.



## Epoxy-Shell 1000 Double Broadcast Quartz System

A seamless, double-broadcast epoxy quartz system designed specifically for maximum durability. Multiple coats of colored quartz are broadcast into Epoxy-Shell and top-coated with Poly-Shell Clear for added protection and chemical resistance.

This ultra-durable system is available in standard and custom quartz color combinations.



\*Optional



# Epoxy-Shell™ WB 250

## Water-based Epoxy Coating



### FEATURES AND BENEFITS

- Easy-to-clean, high-gloss finish
- Chemical resistant
- Resistant to abrasion and scratches
- Dries faster than 100% solids epoxy
- Excellent hot tire pickup resistance
- Ideal as a primer for flake floors
- Highly breathable – reduces blistering and peeling (ASTM D 1653 [g/24 hr·m<sup>2</sup>] / 8.3 perms rating)
- For vertical and horizontal applications
- Recommended primer for 100% solids Epoxy-Shell 1000

### APPLICATIONS

- Food processing areas
- Cook/chill areas
- Bottling areas
- Clean rooms
- Sanitizing/wash rooms
- Kitchens
- Pharmaceutical plants
- Refineries
- Chemical processing facilities
- Warehouse floors
- Prison floors

### COVERAGE

250-400 sq. ft. per Gallon

Epoxy-Shell WB50 Low VOC version available

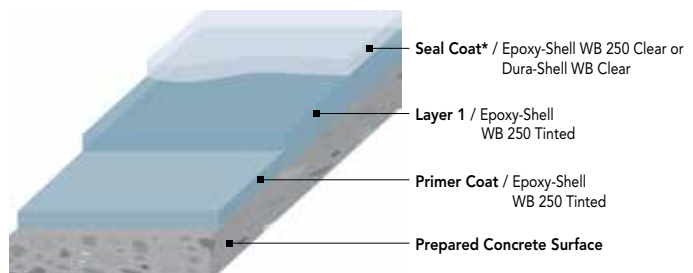
- Nationwide VOC Compliant
- SCAQMD Approved



## Epoxy-Shell WB 250 Color System

Solid color, high gloss coating for both commercial and industrial use. Consists of 2 coats of Epoxy-Shell WB 250 with Epoxy-Shell WB 250 or Dura-Shell WB Clear top-coat. Tinted Epoxy-Shell WB 250 is the most economical solution to a chemical and abrasive resistant flooring system.

This premium color system is available in 9 colors and is for interior use only.






## Epoxy-Shell WB 250 Sparse Flake System

Designed for light industrial or residential use. A durable, high gloss finish that consists of sparsely broadcast vinyl paint chips suspended in a layer of Epoxy-Shell WB 250 and top-coated with Epoxy-Shell WB 250 or Dura-Shell WB Clear. This system is economical, durable and chemical resistant.


The Epoxy-Shell WB 250 Sparse Flake System is available in standard and custom vinyl chip color combinations.



## Epoxy-Shell WB 250 Double Flake System

A double-broadcast, multiple coat flake system in which full coverage vinyl flakes are suspended in multiple layers of Epoxy-Shell WB 250 and top-coated with Epoxy-Shell WB 250 or Dura-Shell WB Clear for added durability and chemical resistance. Excellent hiding makes this the perfect system for irregular or imperfect interior concrete floors.

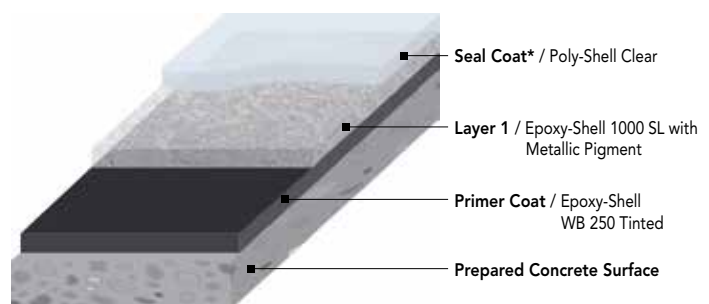
This ultra-durable system is available in standard and custom vinyl flake combinations.



## Epoxy-Shell WB 250 Metallic System

Ideal for both commercial and residential applications. Consists of a primer coat of Epoxy-Shell WB 250 Tinted (use Black Knight #950 for dark colors or use a light-colored primer for light metallics). Metallic pigments are then mixed with Epoxy-Shell 1000 and applied on top of primer coat. A topcoat of Poly-Shell Clear is recommended for additional chemical and abrasion resistance.

The metallic system is available in 9 colors that can be mixed to create hundreds of color combinations and custom looks.



\*Optional for improved abrasion and UV resistance. Use Epoxy-Shell WB 250 topcoat only when surface will not be exposed to UV rays.



# Metallics

Metallic pigments combined with our 100% solids Epoxy-Shell System create shiny, reflective floors that score big on looks and durability. Plus they contain almost no VOCs (and are SCAQMD approved) so they're environmentally friendly. Not to mention they are seamless and cure to a surface that is harder than concrete. Metallic pigments create depth and movement in the floor that replicates molten metal or even deep blue water. Use of multiple colors and special finishing techniques provide unlimited combinations for one-of-a-kind floors. Metallic floors are a great option for high traffic areas in commercial, retail or residential settings including hotel lobbies, salons and game rooms.

## FEATURES AND BENEFITS

- Outstanding adhesion to a variety of substrates, including concrete, quarry tile and plywood floors
- Self-leveling
- Custom finishes
- Superior chemical resistance
- Excellent durability
- Premium wet edge promotes flow and leveling

## APPLICATIONS

- Commercial, retail or residential
- Showrooms
- Salons
- Restaurants, cafeterias
- Hotel lobbies
- Office building reception areas
- Recreational rooms

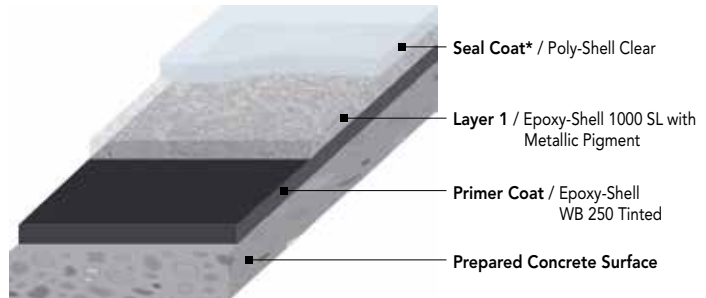
## COVERAGE

75-100 sq. ft. per Gallon

## Metallic Pigment Systems

Consists of a primer coat of Epoxy-Shell WB 250 Tinted (use Black Knight #950 for dark colors or use a light-colored primer for light metallics). Pigments are then mixed with Epoxy-Shell 1000 and applied on top of primer. A topcoat of Poly-Shell is recommended for additional chemical and abrasion resistance.

Metallics are available in 9 colors that can be mixed to create hundreds of color combinations and custom looks.





# Dura-Shell™ WB

## Water-based Urethane Coating



### FEATURES AND BENEFITS

- Excellent UV resistance
- Superior resistance to shrinkage
- Superior resistance to water exposure, high humidity and temperature extremes
- Apply from 50° to 90°F
- High gloss or satin finish
- Chemical resistant
- Outstanding value
- Low odor
- Mixed VOC < 50 g/L (per EPA Method 24)
- Interior / exterior applications
- Passes 140°F Hot Mug Test
- Graffiti resistant
- Passes 5H pencil hardness test
- For horizontal and vertical surfaces

### APPLICATIONS

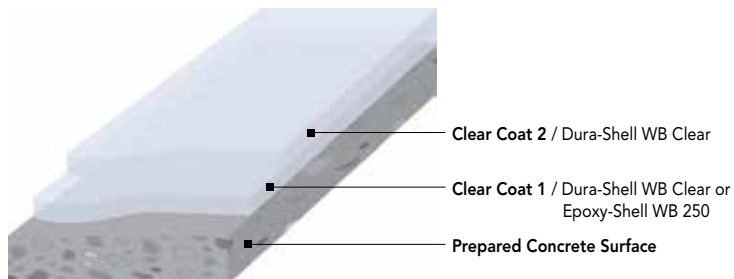
- Food processing areas
- Bottling areas
- Sanitize / wash areas
- Cook / chill areas
- Amusement parks
- Clean rooms
- Refineries, chemical processing facilities
- Pharmaceutical plants
- Kitchens
- Prison floors
- Storage tank / pipeline exteriors
- Warehouse floors

### COVERAGE

250-400 sq. ft. per Gallon

## Dura-Shell Water-Based Clear Coat

A premium two-part high performance clear water-based urethane. A high gloss or satin finish in a low VOC formula.







# Clear-Shell™

## UV-Stable Single Component Urethane

Clear-Shell is a Single Component General Purpose Aliphatic Solvent-Based Polyurethane Clear Coating.

### FEATURES AND BENEFITS

---

- Versatile – Final Topcoat over Broadcast Floors, Chip Floors, Slurry/Broadcast, Metallic Epoxy, Concrete Stains
- Properties equal to two part polyurethanes in hardness and chemical resistance
- VOC Compliant
- Outstanding Gloss Retention
- Resists chipping
- Return to Service in 48 hours

### COVERAGE

---

250-400 sq.ft. per Gallon



# Paver-Shell™

## UV-Stable Paver Sealer

Seal-Krete Paver-Shell provides a strong, beautiful, maintenance-free finish that enhances and deepens the natural color of the substrate.

### FEATURES AND BENEFITS

---

- Seals, Protects, and Brings Out Natural Colors
- Repels Oil, Grease & Water
- UV Resistant, Non-Yellowing
- Excellent Adhesion
- Excellent Durability
- Resistant to high pH

### COVERAGE

---

75-400 sq. ft. per Gallon



# Color-Shell™

## UV-Stable Concrete Stain





















Color-Shell utilizes the latest in UV-stable colorant technology. Color-Shell is a fast-drying, easy-to-apply concrete stain. Color-Shell creates unique, multi-colored translucent colors that will not peel, chip, or flake.

### FEATURES AND BENEFITS

- Beautiful Variegated Finish
- VOC < 100, SCAQMD Approved Stain, Low Odor
- Fast Drying - Topcoat in 1 hour or less
- Easy Application
- Acid Free
- Will Not Peel or Flake

### COVERAGE

300-600 sq. ft. per Gallon

COLOR CHART			
			
Saddle Brown - 980001	Brown - 980002	Dark Walnut - 980003	Cola- 980004
			
Leather - 980005	Desert Tan - 980006	Vintage Umber - 980007	Purple - 980008
			
Dark Blue - 980009	Blue - 980010	Turquoise - 980011	Red - 980012
			
English Red - 980013	Terra Cotta- 980014	Malay Tan - 980015	Burnt Orange - 980016
			
Fern Green - 980017	Light Green - 980018	Gray - 980019	Black - 980020



# Surface-Shell™ HP

## Urethane Concrete Floor System



### FEATURES AND BENEFITS

- Even mix ratio
- Self-priming
- Resistant to continuous high-temp steam cleaning
- 48-hour installation time
- 7400 psi Compressive Strength @ 30 days
- Thermal stability
- Low VOC meets SCAQMD requirements
- Impervious to freeze thaw cycles
- Excellent impact and abrasion resistance
- Extremely high bond strength
- Chemical resistant
- Wide temperature service range from -50 to 210°F
- Tolerates organic and inorganic acids, alkalis and salts
- Handles heavy forklift and machinery traffic

### APPLICATIONS

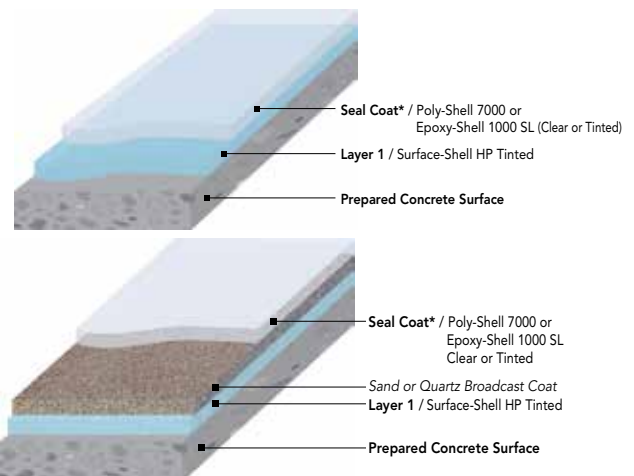
- Meat, poultry and dairy plants
- Freezers and refrigerated storage areas
- Food packing and canning plants
- Bottling facilities
- In wet conditions requiring a textured, slip-resistant surface
- Where harsh conditions exist including thermal shock, chemical exposure and high-impact pressure
- On badly damaged surfaces
- Where steam or hot water is required for cleaning

### COVERAGE

32-38 sq. ft. per Kit

SURFACE-SHELL Cove Base also available.

## Surface-Shell HP System







# Poly-Shell™ 1000

## 100% Solids Polyaspartic Floor Coating



Poly-Shell 1000 contains nanotechnology for excellent flow and levelling. It is extremely resistance to heat (temps up to 350°F), UV rays, and a variety of harsh chemicals, including salt, motor oil, gasoline, mek, and Acetone. Poly Shell is also flexible and allows for natural concrete movement without cracking or peeling, making this the ideal system for either indoor or outdoor applications.

### FEATURES AND BENEFITS

- Nationwide VOC Compliant
- VOC < 50, SCAQMD Approved, No Odor
- Longer working times
- Premium wet edge giving applicators adequate time to install
- Versatile – Broadcast Floors, Chip Floors and Slurry/Broadcast Systems
- Outstanding Gloss Retention
- Highly Chemical Resistant
- Outstanding Scratch and Mar Resistance

### COVERAGE

200-400 sq. ft. per Gallon

# Vapor-Shell™

## Moisture Mitigating Primer



Vapor-Shell is a low viscosity clear one-coat, 100% Solids Epoxy, membrane-forming, moisture vapor control system formulated to bond to concrete with extreme moisture or high relative humidity (RH).

### FEATURES AND BENEFITS

- Reduces moisture levels from 28 lbs./1000 sq. ft. to 3 lbs./1000 sq.ft. / 24 hours or less and RH of 100% to 75% or less
- No need to broadcast
- Compliant with all state and federal VOC regulations
- Typical one coat application
- Excellent Adhesion
- Resistant to high pH

### COVERAGE

100 sq. ft. per Gallon



# Fast Cure™

## High-Strength Concrete Repair



Seal-Krete High Performance Fast Cure High Strength Concrete Repair is a polyurethane compound developed to repair dormant control joints, spalls and pop on interior or exterior applications.

### FEATURES AND BENEFITS

---

- Open to traffic in less than 1 hour
- Grind in less than 30 minutes
- Easy 1:1 mix ratio
- Apply from 0°F to 100°F
- Low Viscosity
- Available in gallons or easy to use caulk tubes

# Clear Non-Slip Additive








Clear Non-Slip Additive is an ultra-durable, micronized polymeric aggregate developed for use as an anti-skid additive in 2-part coatings.

### FEATURES AND BENEFITS

---






- Extremely durable, polymeric aggregate
- Chemical & solvent resistant
- Improves traction and durability
- Great for use with clear or pigmented coatings

# Select Your System

SYSTEM	<b>Poly-Shell 7000</b> Polyaspartic 	<b>Vapor-Shell</b> Moisture Mitigating Primer 	<b>Fast Cure</b> High-Strength Concrete Repair 	<b>Epoxy-Shell 1000</b> 100% Solids Epoxy 	<b>Epoxy-Shell WB 250</b> Water-Based Epoxy 
DESCRIPTION	Extremely durable and quick return-to-service. Excellent topcoat for interior or exterior applications.	Vapor-Shell is a low viscosity clear one-coat, 100% Solids Epoxy, membrane-forming, moisture vapor control system formulated to bond to concrete with high relative humidity (RH).	Seal-Krete High Performance Fast Cure High Strength Concrete Repair is a polyurethane compound developed to repair dormant control joints, spalls and pop on interior or exterior applications.	Excellent adhesion and longer working times. Great for large interior projects.	Chemical and abrasion resistant with excellent adhesion. Works great as a high-value, low cost primer.
FEATURES	Excellent flow and leveling Fastest cure – return to service in hours Heat resistant to 350° Superior chemical resistance Indoor/outdoor applications Superior resistance to abrasion and impact Flexible, allows for concrete movement Low VOC Ideal topcoat for Epoxy-Shell 1000 and Epoxy-Shell WB 250	Reduces moisture levels from 28 lbs./1000 sq. ft. to 3 lbs./1000 sq. ft./24 hours or less and RH of 100% to 75% or less No need to broadcast Compliant with all state and federal VOC regulations Typical one coat application Excellent Adhesion Resistant to high pH	Open to traffic in less than 1 hour Grind in less than 30 minutes Easy 1:1 mix ratio Apply from 0°F to 115°F Low Viscosity	Self-leveling Outstanding adhesion for use on concrete, tile and laminate Chemical resistant Premium wet edge promotes flow and leveling Interior applications Easy-to-mix 2:1 ratio Low VOC Ideal for use with metallic pigments	Dries faster than 100% solids epoxy Chemical resistant Resistant to abrasion and scratches Resists hot tire pick up Highly breathable - reduces blistering and peeling For vertical and horizontal applications Recommended primer for 100% solids Epoxy-Shell 1000
FINISHES	Semi & High Gloss	Clear	Gray	High Gloss	Semi-Gloss
Mixing Ratio	1:1	1.5:1	1:1	2:1	3:1
Pot Life	20 min	17 mins	1 min	45 min	60 min
Solids	70%	100%	100%	100%	56% (clear)
Re-Coat Time	2 hours	8 hours	12 mins	12 hours	4 - 6 hours
Light Traffic	12 hours	12 hours	1 hour	24 hours	24 hours
Return to Service	24 hours	24 hours	1 hour	72 hours	72 hours
Application Temperature	-20°F to 120°F	50°F – 90°F	0°F – 100°F	50°F to 90°F	50°F to 95°F



# Select Your System (continued)

SYSTEM	Dura-Shell WB Water-Based Aliphatic Urethane	Clear-Shell Single Component Urethane	Color-Shell UV-Stable Concrete Stain	Paver-Shell UV-Stable Paver Sealer	Surface-Shell HP Polyurethane Modified Concrete
					
DESCRIPTION	Heat and chemical resistant with excellent protection against UV rays. Ideal for indoor or outdoor applications.	Clear-Shell is a Single Component General Purpose Aliphatic Solvent-Based Polyurethane Clear Coating.	Color-Shell utilizes the latest in UV-stable colorant technology. Color-Shell is a fast-drying, easy-to-apply concrete stain. Color-Shell creates unique, multi-colored translucent colors that will not peel, chip, or flake.	Seal-Krete Paver-Shell provides a strong, beautiful, maintenance-free finish that enhances and deepens the natural color of the substrate.	Heavy-duty coating that stands up to industrial and commercial environments. Ideal for floors with heavy forklift traffic.
FEATURES	<p>Excellent UV resistance</p> <p>Superior resistance to shrinkage</p> <p>Resists water exposure, high humidity and temperature extremes</p> <p>Chemical resistant</p> <p>Low odor</p> <p>Passes 140°F hot mug test</p> <p>Passes 5H pencil hardness test</p> <p>For interior or exterior use</p> <p>Horizontal or vertical application</p>	<p>Versatile – Final Topcoat over Broadcast Floors, Chip Floors, Slurry/Broadcast, Metallic Epoxy, Concrete Stains</p> <p>Return to Service in 48 hours</p> <p>Properties equal to two part polyurethanes in hardness and chemical resistance</p> <p>VOC Compliant</p> <p>Outstanding Gloss Retention</p> <p>Resists chipping</p>	<p>Beautiful Variegated Finish</p> <p>VOC &lt; 100, SCAQMD Approved Stain, Low Odor</p> <p>Fast Drying - Topcoat in 1 hour</p> <p>Easy Application</p> <p>Acid Free</p> <p>Will Not Peel or Flake</p>	<p>Seals, Protects, and Brings Out Natural Colors</p> <p>Repels Oil, Grease &amp; Water</p> <p>UV Resistant, Non-Yellowing</p> <p>Excellent Adhesion</p> <p>Excellent Durability</p> <p>Resistant to high pH</p>	<p>Ability to make small mixes without hurting performance</p> <p>Slip-resistant finish</p> <p>Thermal stability</p> <p>Self-priming</p> <p>Impervious to freeze thaw cycles</p> <p>Resists impact and abrasion</p> <p>Extremely high bond strength</p> <p>Chemical resistant</p> <p>Resistant to continuous high temp steam cleaning</p> <p>48-hour installation time</p> <p>Wide temperature service range from -50 to 210°F</p>
FINISHES	Satin & High Gloss	Gloss	20 colors	Gloss	Satin
Mixing Ratio	3:1	—	Acetone	—	1:1:1
Pot Life	60 min	Unlimited	Unlimited	Unlimited	12 min
Solids	68%	40%	—	25%	96%
Re-Coat Time	6 hours	6-8 hours	15 mins	3-4 hours	N/A
Light Traffic	24 hours	24 hours	—	24 hours	12 hours
Return to Service	72 hours	48 hours	—	72 hours	24 hours
Application Temperature	50°F to 90°F	50°F to 90°F	40°F - 85°F	40°F - 90°F	50°F to 85°F

# Preparation and Maintenance

Thorough preparation is the key to a successful application. Taking time now to make sure your surface is properly prepared will ensure the best possible outcome.

## Surface Preparation

---

Apply only to concrete surfaces that are sound and solid, free of dust, dirt, grease, and oil. New concrete should be cured a minimum of 30 days. Prepare surface by mechanical means to achieve an International Concrete Repair Institute Guideline No. 03732 concrete surface profile as stated in the product TDS.

### TEST FOR MOISTURE AND pH LEVELS

Moisture testing of the concrete surface should be performed. Moisture vapor transmission rate should not exceed 3 lbs. per 1000 sq. ft. in 24 hours as tested in accordance with ASTM E 1907 or RH of 75% or less in accordance with ASTM F 2170. Bare concrete should be tested for pH and have a level between 7 and 11.

### TEST FOR OIL AND GREASE

When oil and/or grease is present, you risk successful penetration and adherence of the High Performance Industrial Coating System. The easiest way to test for grease that is not visible is to mist water on the surface. If the water beads up, contaminants are present and must be removed. If the water is absorbed into the concrete surface, there are no oils present.

### CRACK REPAIR

SEAL-KRETE High Performance Fast Cure High Strength Concrete Repair is a polyurethane compound developed to repair dormant control joints, spalls and pop on interior or exterior applications. It has been formulated with a very low viscosity to deeply penetrate into concrete cracks providing structural repair. Fast Cure is ideally suited to seal off cracks and saw-cuts to further enhance a seamless flooring environment. With the addition of aggregate, Fast Cure makes a high quality spall repair product that is open to traffic or floor grinding in less than 30 minutes.





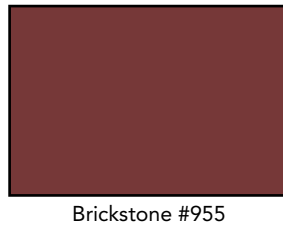

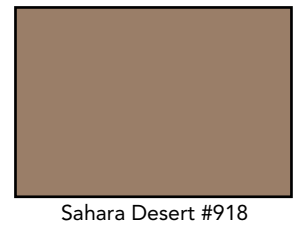

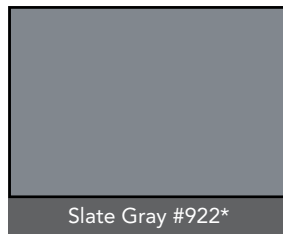

## Maintenance and Care

---



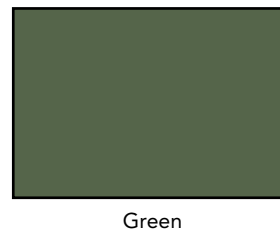


- SEAL-KRETE High Performance Coating Systems are monolithic, making them easier to clean because dirt and contaminants remain on the surface. They are also stronger and more resistant to chemicals than many other types of flooring.
- Use an alkaline cleaner/degreaser for regularly scheduled maintenance.
- Given that debris remains on the surface, it tends to act as an abrasive and will eventually mar the finish in heavy traffic environments. Therefore, it is important that floors are properly maintained on a regular basis.

For detailed surface preparation, application, and maintenance/care guidelines, refer to product application guides or visit [seal-kretehp.com](http://seal-kretehp.com).

# Epoxy-Shell 1000, WB250 / WB50 & Poly-Shell Colors



## Surface-Shell Colors



\*In-stock colors

# Quartz & Flake Blends

## Quartz Blends



Coffee



Desert Sand\*



Poise\*




Caramel\*



Slate\*




Light Green



Sandalwood



Sage Brush




Light Blue




Blue Granite

## Flake Blends




Desert Sand\*




Autumn Brown\*




Light Earth




Dark Earth




Black Marble\*



Midnight




Electric Blue\*



Wine Barrel



Camouflage





Harley Chrome

\*In-stock colors



# Epoxy-Shell Metallics



# Product information

Item #	Coating Systems	Size
243002	Poly-Shell 7000 – Clear Gloss	2 gal. Kit
243005	Poly-Shell 7000 – Clear Gloss	10 gal. Kit
244002	Poly-Shell 7000 – Clear Semi-Gloss	2 gal. Kit
244005	Poly-Shell 7000 – Clear Semi-Gloss	10 gal. Kit
231003	Epoxy-Shell 1000 SL – Clear	3 gal. Kit
231005	Epoxy-Shell 1000 SL – Clear	15 gal. Kit
560001	Epoxy-Shell WB 250 Clear	1 gal. Kit
224001	Dura-Shell WB – Clear Satin	1 gal. Kit
226001	Dura-Shell WB – Clear Gloss	1 gal. Kit
241002	Poly-Shell 1000 – Clear Gloss	1 gal. Kit
243005	Poly-Shell 1000 – Clear Gloss	4.8 gal. Kit
247001	Paver-Shell – Clear Gloss	1 gal.
247005	Paver-Shell	5 gal.
246001	Clear-Shell	1 gal.

Item #	Poly-Shell Color Packs	Size
981002	Poly-Shell Armor Gray #921	32 oz. Can
981003	Poly-Shell Slate Gray #922	32 oz. Can
981010	Poly-Shell Sand #924	32 oz. Can
981011	Poly-Shell Sahara Desert #918	32 oz. Can
981013	Poly-Shell Brickstone #955	32 oz. Can
981014	Poly-Shell Black Knight #950	32 oz. Can
981015	Poly-Shell Safety Yellow #957	32 oz. Can
981016	Poly-Shell Safety Blue #958	32 oz. Can
981999	Poly-Shell Custom Color	32 oz. Can

Item #	Epoxy-Shell 1000 Color Kits	Size
982002	Epoxy-Shell 1000 Armor Gray #921	1.5 gal. Kit
982003	Epoxy-Shell 1000 Slate Gray #922	1.5 gal. Kit
982010	Epoxy-Shell 1000 Sand #924	1.5 gal. Kit
982011	Epoxy-Shell 1000 Sahara Desert #918	1.5 gal. Kit
982013	Epoxy-Shell 1000 Brickstone #955	1.5 gal. Kit
982014	Epoxy-Shell 1000 Black Knight #950	1.5 gal. Kit
982015	Epoxy-Shell 1000 Safety Yellow #957	1.5 gal. Kit
982016	Epoxy-Shell 1000 Safety Blue #958	1.5 gal. Kit
982999	Epoxy-Shell 1000 Custom Color	1.5 gal. Kit

Item #	Epoxy-Shell WB 250 / 50 Color Kits	Size
518001	Epoxy-Shell WB 250 Sahara Desert	1 gal. Kit
521001	Epoxy-Shell WB 250 Armor Gray	1 gal. Kit
522001	Epoxy-Shell WB 250 Slate Gray	1 gal. Kit
524001	Epoxy-Shell WB 250 Sand	1 gal. Kit
550001	Epoxy-Shell WB 250 Black Knight	1 gal. Kit
555001	Epoxy-Shell WB 250 Brick Stone	1 gal. Kit
557001	Epoxy-Shell WB 250 Safety Yellow	1 gal. Kit
558001	Epoxy-Shell WB 250 Safety Blue	1 gal. Kit
559991	Epoxy-Shell WB 250 Custom Color	1 gal. Kit
560001	Epoxy-Shell WB 250 Clear	1 gal. Kit

Item #	Metallic Pigment Packs	Size
983000	Black Ice	1 lb.
983001	Polished Steel	1 lb.
983002	Brushed Aluminum	1 lb.
983003	Brown Leather	1 lb.
983004	Warm Caramel	1 lb.
983005	Deep Bronze	1 lb.
983006	Pomegranate	1 lb.
983007	Sage Green	1 lb.
983008	Ocean Blue	1 lb.
983999	Metallic Custom Color	1 lb.

Item #	Color-Shell Stains	Size
980001	Saddle Brown	1 qt.
980002	Brown	1 qt.
980003	Dark Walnut	1 qt.
980004	Cola	1 qt.
980005	Leather	1 qt.
980006	Desert Tan	1 qt.
980007	Vintage Umber	1 qt.
980008	Purple	1 qt.
980009	Dark Blue	1 qt.
980010	Blue	1 qt.
980011	Turquoise	1 qt.
980012	Red	1 qt.
980013	English Red	1 qt.
980014	Terra Cotta	1 qt.
980015	Malay Tan	1 qt.
980016	Burnt Orange	1 qt.
980017	Fern Green	1 qt.
980018	Light Green	1 qt.
980019	Gray	1 qt.
980020	Black	1 qt.

Item #	Surface Prep	Size
852002	Fast Cure High Strength Concrete Repair	2 gal. Kit
852009	Fast Cure High Strength Concrete Repair	8.6 oz. Caulk Tubes
245002	Vapor-Shell - Clear	1 gal. Kit

Item #	Surface-Shell HP	Size
570000	Surface-Shell HP 3-Part Kit (A-B-C)	3 Part Kit
571000	Surface-Shell HP Cove Base 3-Part Kit (A-B-C)	3 Part Kit

Item #	Surface-Shell HP Color Packs	Size
570001	Surface-Shell HP Black Color Pack	1 lb.
570002	Surface-Shell HP Blue Color Pack	1 lb.
570006	Surface-Shell HP Gray Color Pack	1 lb.
570007	Surface-Shell HP Green Color Pack	1 lb.
570008	Surface-Shell HP Red Color Pack	1 lb.

Item #	Surface-Shell Cove Base HP Color Packs	Size
571001	Surface-Shell HP Cove Base Black Color Pack	.42 lb.
571002	Surface-Shell HP Cove Base Blue Color Pack	.42 lb.
571006	Surface-Shell HP Cove Base Gray Color Pack	.42 lb.
571007	Surface-Shell HP Cove Base Green Color Pack	.42 lb.
571008	Surface-Shell HP Red Color Pack	.42 lb.

Item #	Poly-Shell Surface-Shell Top-Coat Color Packs	Size
573001	Poly-Shell Black	32 oz. Can
573002	Poly-Shell Blue	32 oz. Can
573006	Poly-Shell Gray	32 oz. Can
573007	Poly-Shell Green	32 oz. Can
573008	Poly-Shell Red	32 oz. Can

Item #	Epoxy-Shell Surface-Shell Top-Coat Colors	Size
572001	Epoxy-Shell 1000 Black	1.5 gal. Kit
572002	Epoxy-Shell 1000 Blue	1.5 gal. Kit
572006	Epoxy-Shell 1000 Gray	1.5 gal. Kit
572007	Epoxy-Shell 1000 Green	1.5 gal. Kit
572008	Epoxy-Shell 1000 Red	1.5 gal. Kit



# Product information (continued)

Item #	Additives	Size
404001	Clear non-slip additive	5 lb. Box

Item #	Quartz Blends	Size
955001	Coffee	50 lb. Bag
955002	Desert Sand	50 lb. Bag
955003	Poise	50 lb. Bag
955004	Caramel	50 lb. Bag
955005	Slate	50 lb. Bag
955006	Light Green	50 lb. Bag
955007	Sandalwood	50 lb. Bag
955008	Sage Brush	50 lb. Bag
955009	Light Blue	50 lb. Bag
955010	Blue Granite	50 lb. Bag
955999	Custom Quartz Blend	50 lb. Bag

Item #	1/4" Flake Blends	Size
953001	Desert Sand	50 lb. Box
953002	Autumn Brown	50 lb. Box
953003	Light Earth	50 lb. Box
953004	Dark Earth	50 lb. Box
953005	Black Marble	50 lb. Box
953006	Midnight	50 lb. Box
953007	Electric Blue	50 lb. Box
953008	Wine Barrel	50 lb. Box
953009	Camouflage	50 lb. Box
953010	Harley Chrome	50 lb. Box
953999	Custom Flake Blend	50 lb. Box

Item #	Quart-Size Sample Kits	Size
231032	Epoxy-Shell 1000 SL – Clear	1 qt. Kit
985014	Epoxy-Shell 1000 SL – Black Knight	1 qt. Kit
226032	Dura-Shell WB – Clear Gloss	1 qt. Kit
224032	Dura-Shell WB – Clear Matte	1 qt. Kit
243032	Poly-Shell 7000 – Clear Gloss	1 qt. Kit
244032	Poly-Shell 7000 – Clear semi-gloss	1 qt. Kit
560032	Epoxy-Shell WB 250 – Clear	1 qt. Kit
521032	Epoxy-Shell WB 250 – Armor Gray	1 qt. Kit
550032	Epoxy-Shell WB 250 – Black Knight	1 qt. Kit



©2016 by Rust-Oleum  
 11 Harthorn Parkway Vernon Hills, IL 60061  
 Questions or Comments? email: [tech@seal-krete.com](mailto:tech@seal-krete.com) or call  
 1-800-323-7357.